



OcuLight[®] SLx

Laser Console



OcuLight[®] SLx Laser Console

810 nm Infrared Solid-State Laser for Retina and Glaucoma Laser Treatments

Innovative Combination of Power and Versatility



Versatility to perform retinal photocoagulation and glaucoma procedures



Three different laser energy modalities: CW-Pulse, LongPulse, and MicroPulse[®] treatment modes



Multiple delivery devices offer a broad spectrum of treatment options

Multiple Modes for Multiple Applications

CW-Pulse (Continuous-Wave) Mode

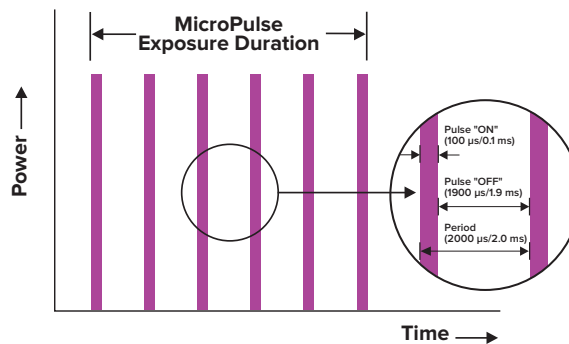
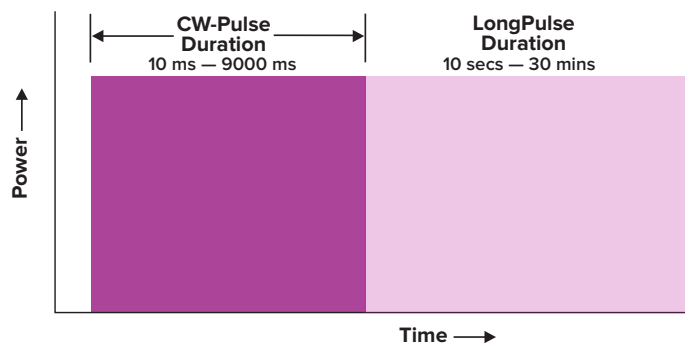
CW lasers deliver a steady stream of laser energy, which may result in a thermal rise and consequent coagulation used clinically for many applications.

LongPulse Mode

LongPulse uses exposure durations from 10 seconds up to 30 minutes using a large spot delivery device.

MicroPulse Mode

MicroPulse technology finely controls thermal elevation by "chopping" a continuous-wave (CW) beam into an envelope of repetitive short pulses allowing tissue to cool between pulses, which reduces thermal buildup.¹⁻³



810 nm Clinical Versatility

Multiple Treatment Indications

The OcuLight SLx is a semiconductor diode laser that delivers infrared 810 nm laser energy for retinal photocoagulation, laser trabeculoplasty, transscleral cyclophotocoagulation, transscleral retinal photocoagulation, and other laser diode treatments.

Indications for Use

Indication	Procedure	Delivery Device
Glaucoma <ul style="list-style-type: none"> • Primary Open-Angle • Closed-Angle • Refractory Glaucoma 	Laser Trabeculoplasty, Iridotomy, Transscleral Cyclophotocoagulation (TSCPC)	Slit Lamp Adapters (SLA) G-Probe®
Diabetic Retinopathy <ul style="list-style-type: none"> • Nonproliferative Retinopathy • Macular Edema • Proliferative Retinopathy 	Panretinal Photocoagulation (PRP), Focal and Grid Laser Treatments	SLA EndoProbe® Handpieces Laser Indirect Ophthalmoscope (LIO)
Retinal Tears, Detachments, and Holes	Transscleral Retinal Photocoagulation (TSRPC), Focal and Grid Laser Treatments	SLA, DioPexy™*, LIO, EndoProbe Handpieces
Lattice Degeneration	PRP, Focal and Grid Laser Treatments	EndoProbe Handpieces, SLA, LIO
Age-Related Macular Degeneration (AMD) with Choroidal Neovascularization (CNV)	Focal and Grid Laser Treatments	SLA LIO
Intra-Ocular Tumors <ul style="list-style-type: none"> • Choroidal Hemangioma • Choroidal Melanoma • Retinoblastoma 	Focal and Grid Laser Treatments	LIO-Large Spot (LS) SLA-LS Operating Microscope Adapter (OMA)
Retinopathy of Prematurity	PRP, TSRPC, Focal and Grid Laser Treatments	LIO, LIO-LS
Sub-Retinal (choroidal) Neovascularization	Focal and Grid Laser Treatments	SLA LIO
Central and Branch Retinal Vein Occlusion	PRP, Focal and Grid Laser Treatments	EndoProbe Handpieces, SLA, LIO

*Not available at this time

Specifications

OcuLight® SLx Laser Console

Wavelength	810 nm
Weight	6.3 kg (14.0 lb)
Dimensions	30 cm x 30 cm x 10 cm (12 in W x 12 in D x 4 in H)
Connector Type	Resistor
Electrical	115 – 230 VAC, 50/60 Hz
Cooling	Air cooled
Exposure Duration	CW-Pulse: 10 – 9000 ms in 29 increments LongPulse: 10 s – 30 min in 26 increments
Exposure Interval	CW-Pulse: 50 – 1000 ms in 11 increments and Single Pulse
MicroPulse® Duration	MicroPulse 0.10 – 1.00 ms (on time), increments of 0.10 ms
MicroPulse Interval	MicroPulse 1.0 – 10.0 ms, increments of 0.05 ms
Aiming Beam	Diode laser, 650 nm nominal
Delivery Device Power Output	SLA: 0 – 2000 mW SLA-LS: 0 – 2000 mW LIO: 0 – 2000 mW LIO-LS: 0 – 2000 mW EndoProbe® Handpieces: 0 – 2000 mW G-Probe®: 0 – 3000 mW OMA: 0 – 2000 mW
Spot Size	SLA: 75 µm, 125 µm, 200 µm, 300 µm, 500 µm SLA-LS: 0.6 mm, 1.0 mm, 1.8 mm, 3.0 mm, 5.0 mm LIO: 360 µm LIO-LS: 1400 µm

Ordering Information


Product	Part Number	Units per Box
Laser System*	SLx-SYSTEM*	1
Laser Console	OcuLight SLx:	
	13030 (110V)	1
	13030-220 (220V)	1
G-Probe® Delivery Device (Resistive Model Only)**	11256	6
EndoProbe® Handpieces	Various	6
	LIO Plus®	1
	OMA	1
	SLA	1

*Includes laser console, operator manual, power cord, keys, wired footswitch, and dust cover.


**G-Probe resistive model (11256) is not available in the U.S., and is not compatible with the Cyclo G6® Laser. The G-Probe RFID model (15980) is only compatible with the Cyclo G6® Laser, and is not compatible with the OcuLight SLx Laser.

References

- Vujosevic S, Bottega E, Casciano M, Pilotto E, Convento E, Midena E. Microperimetry and fundus autofluorescence in diabetic macular edema: Subthreshold micropulse diode laser versus modified early treatment diabetic retinopathy study laser photocoagulation. *Retina* 2010;30(6):908-916.
- Luttrull JK, Sinclair SH. Safety of transfoveal subthreshold diode micropulse laser for fovea-involving diabetic macular edema in eyes with good visual acuity. *Retina* 2014;34(10):2010-2020.
- Vujosevic S, Martini F, Longhin E, Convento E, Cavarzeran F, Midena E. Subthreshold micropulse yellow laser versus subthreshold micropulse infrared laser in center-involving diabetic macular edema: Morphologic and functional safety. *Retina* 2015;35(8):1594-603.



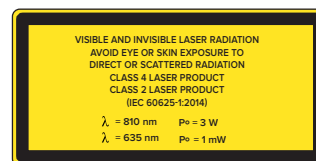
Request a Quote



Schedule a Demo



Emergo Europe B.V.
Westervoortsedijk 60
6827 AT Arnhem
The Netherlands



Iridex, the Iridex logo, MicroPulse, OcuLight, EndoProbe, G-Probe, and DioPexy are registered trademarks of Iridex Corporation.

Contact Iridex Customer Service today to learn more.

800.388.4747 | +1 650.962.8100 | customerservice@iridex.com | iridex.com

